

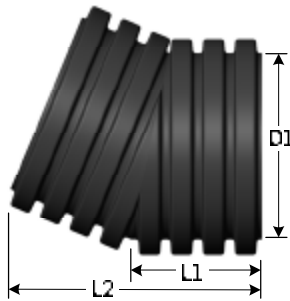
# BON DE FABRICATION

COUDE FABRIQUÉ STANDARD OU SUR MESURE

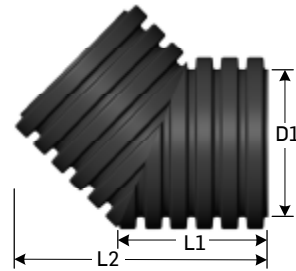
PROJET : \_\_\_\_\_  
 DATE REQUISE : \_\_\_\_\_  
 CLIENT : \_\_\_\_\_

**POUR USAGE INTERNE**

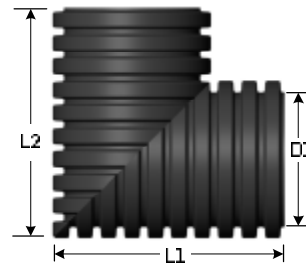
N° DE COMMANDE : \_\_\_\_\_



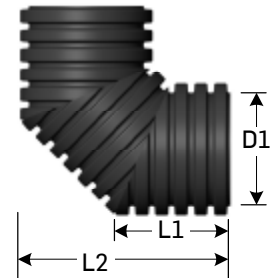
22.5°



45°



90°



90° - 3 sections

Diamètre D1	Quantité	Angle	Raccord	Spécifier les longueurs
<input type="checkbox"/> 100 mm (4 po)	_____	<input type="checkbox"/> 22.5°	Côté A	Standard <input type="checkbox"/>
<input type="checkbox"/> 150 mm (6 po)		<input type="checkbox"/> 45°	<input type="checkbox"/> Uni	(selon la fiche technique)
<input type="checkbox"/> 200 mm (8 po)		<input type="checkbox"/> 90°	<input type="checkbox"/> Clip	ou
<input type="checkbox"/> 250 mm (10 po)		<input type="checkbox"/> 90° - 3 sections	<input type="checkbox"/> Garniture	L1: _____ <input type="checkbox"/> mm
<input type="checkbox"/> 300 mm (12 po)				<input type="checkbox"/> po
<input type="checkbox"/> 375 mm (15 po)				L2: _____ <input type="checkbox"/> mm
<input type="checkbox"/> 450 mm (18 po)				Non requis pour le 90° <input type="checkbox"/> po
<input type="checkbox"/> 525 mm (21 po)				
<input type="checkbox"/> 600 mm (24 po)				Côté B
<input type="checkbox"/> 750 mm (30 po)				<input type="checkbox"/> Uni
<input type="checkbox"/> 900 mm (36 po)				<input type="checkbox"/> Clip
<input type="checkbox"/> 1050 mm (42 po)				<input type="checkbox"/> Garniture
<input type="checkbox"/> 1200 mm (48 po)				

APPROBATION

REMARQUE : \_\_\_\_\_