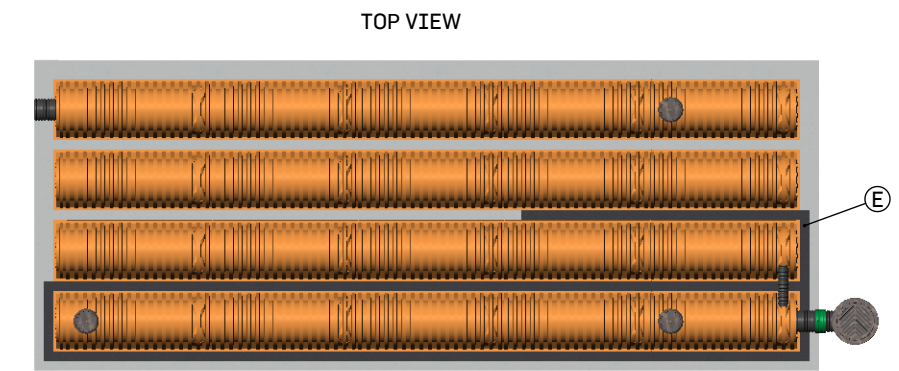
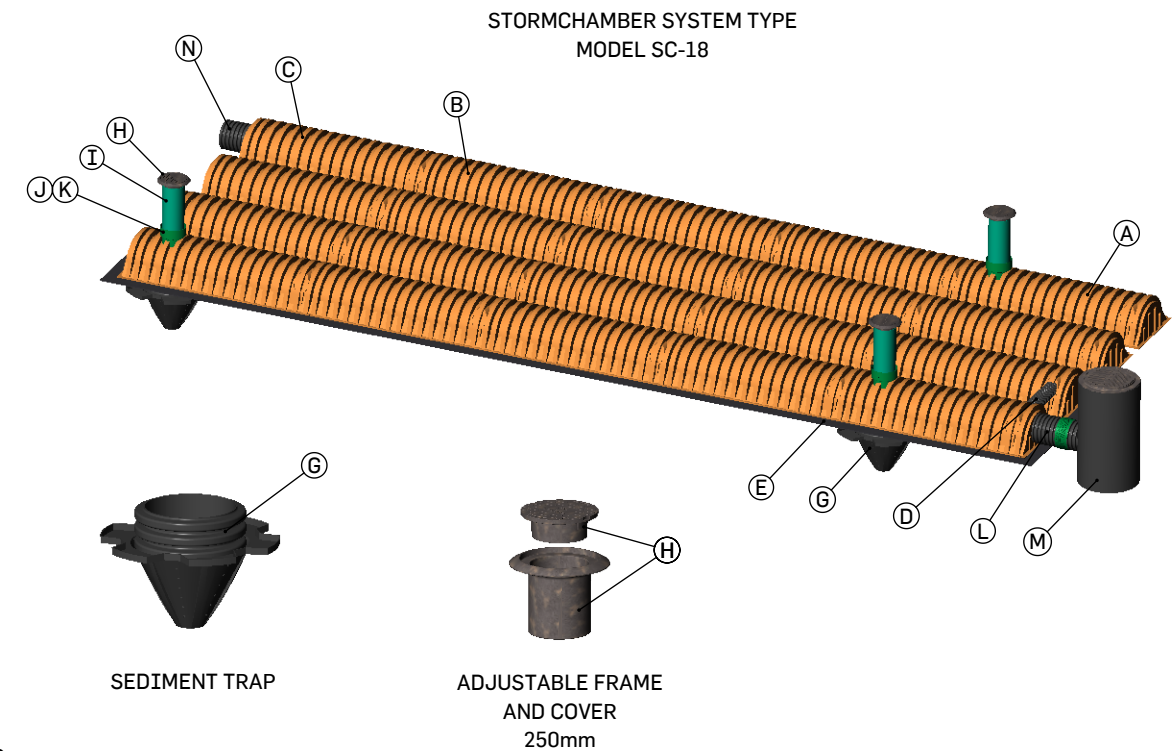
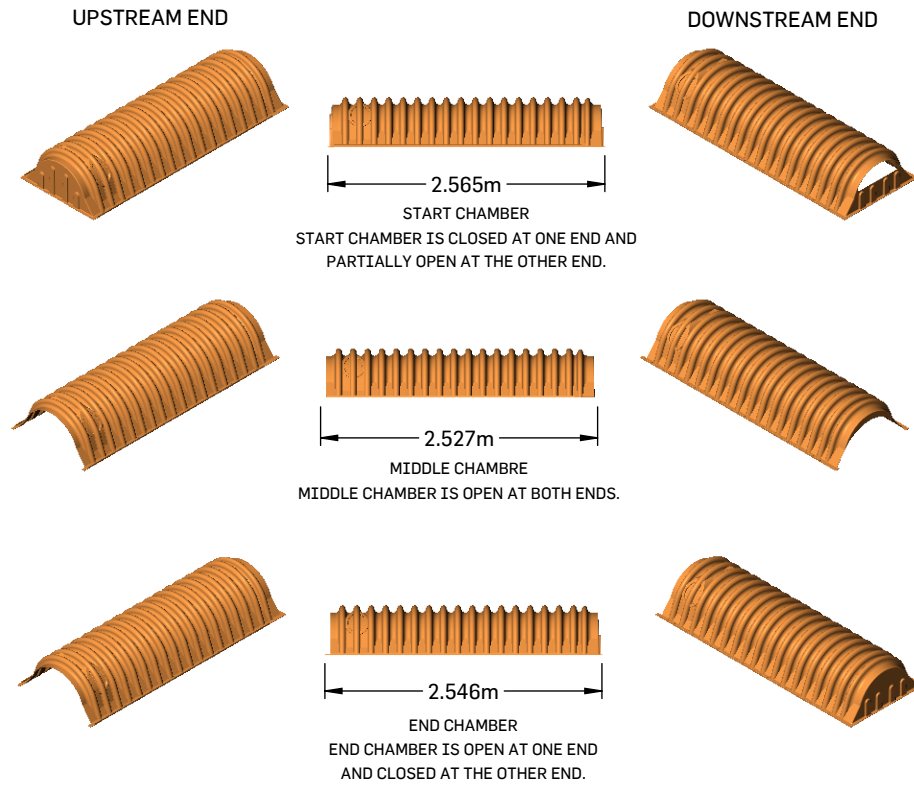
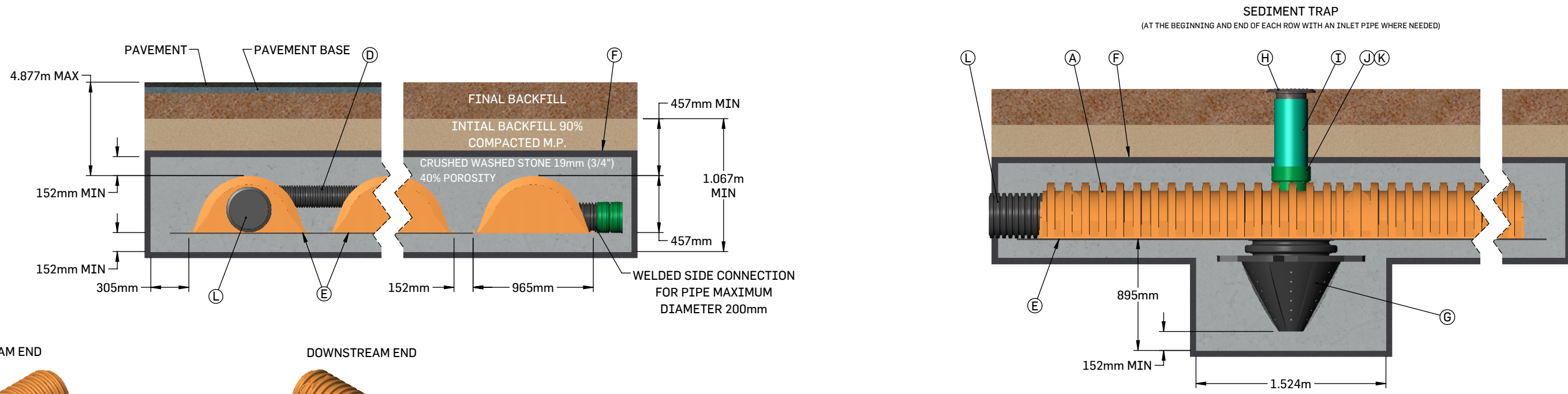




SOLENO STORMCHAMBER SC-18 SYSTEM



PART	DESCRIPTION
A	START CHAMBER SC-18
B	MIDDLE CHAMBER SC-18
C	END CHAMBER SC-18
D	CONNECTING PIPE SOLFLO MAX 150mm LENGTH 1m
E	SCOUR PROTECTION WOVEN GEOTEXTILE AASHTO M288 CLASS 1
F	SOLENO TX-90 SEPARATION NONWOVEN GEOTEXTILE, ABOVE, UNDER AND ON THE SIDES
G	SEDIMENT TRAP
H	ADJUSTABLE FRAME AND COVER 250mm
I	PVC PIPE ACCESS WELL 250mm (PROVIDED BY OTHERS)
J	MANHOLE ADAPTER FOR PVC 250mm DR35
K	PVC TRANSITION GASKET 250mm
L	INLET PIPE SOLFLO MAX MAXIMUM DIAMETER 300mm
M	SMOOTH EXTERIOR CATCH BASIN SOLFLO MAX (OPTIONAL)
N	OUTLET PIPE SOLFLO MAX MAXIMUM DIAMETER 300mm (OPTIONAL)

1. INSTALLATION MUST BE MADE IN ACCORDANCE WITH THE MANUFACTURER'S RECOMMENDATIONS.
2. SYSTEM IS DESIGNED TO WITHSTAND TRAFFIC LOAD CSA CL-625 AND AASHTO H-20.
3. THE SYSTEM MUST BE MINIMALLY BACKFILLED WITH 152mm OF CRUSHED STONE AND 305mm OF GRANULAR MATERIAL COMPACTED AT 90% P.M.
4. THE SCOUR PROTECTION GEOTEXTILE AASHTO M288 CLASS 1 IS PROVIDED UNDER ALL CHAMBERS WITH WATER INTAKE (OVER A LENGTH OF 4.57m) AND UNDER EACH CHAMBERS PROVIDED WITH A SEDIMENT TRAP.
5. SITE DESIGN ENGINEER IS RESPONSIBLE FOR ENSURING THE SUITABILITY OF THE SUBGRADE SOILS FOR THE PROPOSED STORMWATER STORAGE SYSTEM.

