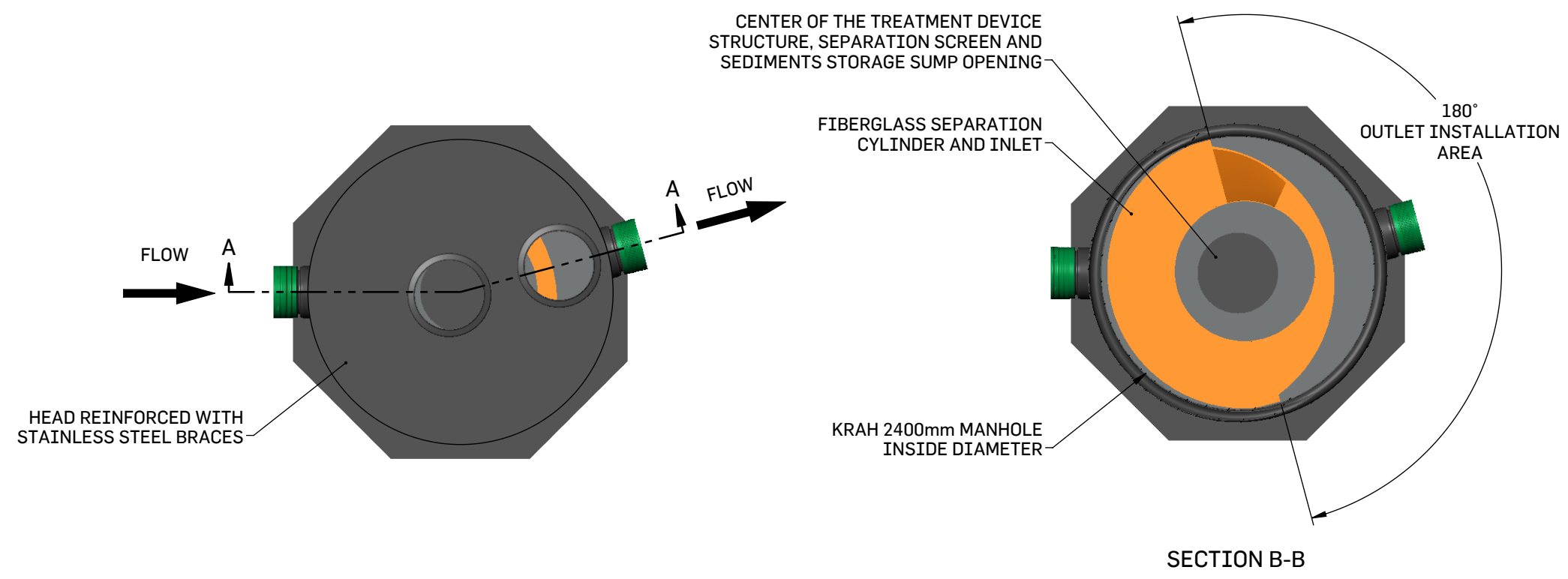


8 7 6 5 4 3 2 1

D

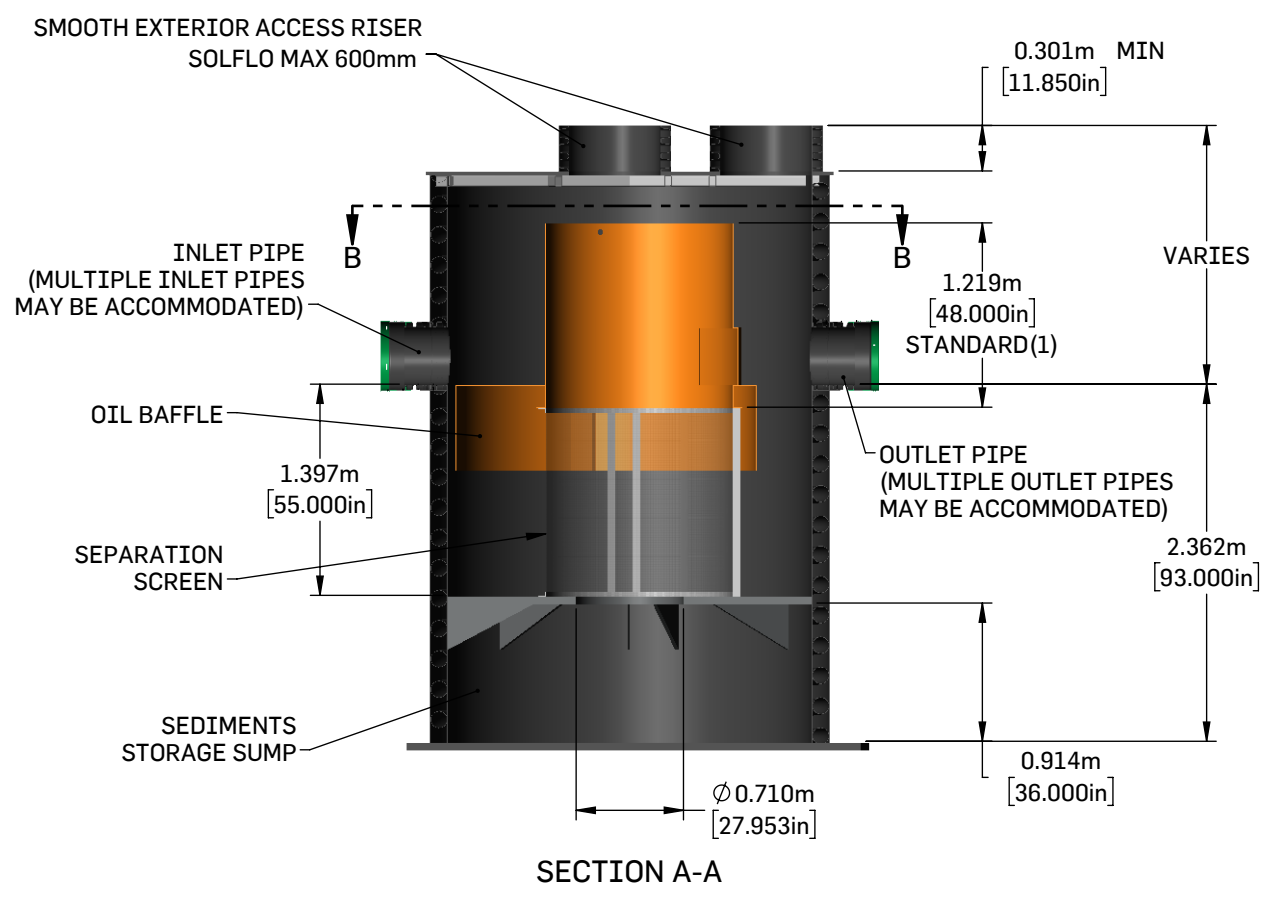
D



SITE SPECIFIC DATA REQUIREMENT			
STRUCTURE IDENTIFICATION			
WATER QUALITY FLOW RATE (L/s)		*	
PEAK FLOW RATE (L/s)		*	
RETURN PERIOD OF PEAK FLOW (YRS)		*	
SCREEN APERTURE (2400)		*	
PIPE DATA:	I.E.	MATERIAL	DIAMETER
INLET PIPE 1	*	*	*
INLET PIPE 2	*	*	*
OUTLET PIPE	*	*	*
RIM ELEVATION			*
WATER TABLE ELEVATION			*
ANTI-FLOTATION BALLAST	WIDTH	HEIGHT	
	*	*	
NOTES/SPECIAL REQUIREMENTS:			
* PER ENGINEER OF RECORD:			

C

C



GENERALE NOTES

1. THIS DIMENSION MAY VARY DEPENDING ON THE SPECIFICATIONS OF THE CDS.
2. SOLENO TO PROVIDE ALL MATERIALS UNLESS NOTED OTHERWISE.
3. FOR SITE SPECIFIC DRAWINGS WITH DETAILED STRUCTURE DIMENSIONS AND WEIGHT, PLEASE CONTACT YOUR SOLENO ENGINEER.
4. CDS WATER QUALITY STRUCTURE SHALL BE IN ACCORDANCE WITH ALL DESIGN DATA AND INFORMATION CONTAINED IN THIS DRAWING. CONTRACTOR TO CONFIRM STRUCTURE MEETS REQUIREMENTS OF PROJECT.
5. STRUCTURE SHALL MEET CL-625 LOAD RATING (CAN/CSA-S6), ASSUMING EARTH COVER OF 300 mm (12 in) OVER THE PIPES, AND GROUNDWATER ELEVATION AT, OR BELOW, THE OUTLET PIPE INVERT ELEVATION.
6. REFER TO THE MINIMUM ANGLE CHART TO VERIFY INLET AND OUTLET PIPE CONFIGURATION.



INSTALLATION NOTES

- ANY SUB-BASE, BACKFILL DEPTH, AND/OR ANTI-FLOTATION PROVISIONS ARE SITE-SPECIFIC DESIGN CONSIDERATIONS AND SHALL BE SPECIFIED BY ENGINEER OF RECORD.
- CONTRACTOR TO PROVIDE EQUIPMENT WITH SUFFICIENT LIFTING AND REACH CAPACITY TO LIFT AND SET THE CDS MANHOLE STRUCTURE.
- CONTRACTOR TO PROVIDE AND INSTALL ALL PIPES.

A

A

8 7 6 5 4 3 2 1

ITEM: CDS-8 REV 9/12/2023